

Julius Bär

INVESTMENT REPORT

FUNDO BRASILEIRO PARA A BIODIVERSIDA
FUNBIO-ABROLHOSESBA

Reporting as of 29.02.2024

Julius Bär

Investment report

Client	FUNDO BRASILEIRO PARA A BIODIVERSIDA FUNBIO-ABROLHOSESBA	
Relationship No.	0600.6869	
Portfolio	FUNDO BRASILEIR	0600.6869 02.01
	Reporting currency	USD
	Portfolio currency	USD
Report	Produced on	01.03.2024

Contact	Gian-Reto Cavelti (ZRH) Relationship manager gianreto.cavelti@juliusbaer.com	+41 58 88 85851
---------	--	-----------------

Portfolio 0600.6869 02.01

Reporting as of 29.02.2024 in USD

01.03.2024

Contents

Performance & risk

Performance overview	1
Performance contribution Year-to-date	2
Performance contribution	3
Benchmark composition	4
Performance per asset categories	5
Performance contribution	7

Asset allocation

Asset allocation summaries	10
Bonds risk analysis	11
Bonds breakdown	12
Equities breakdown	13
Alternative investments	14

Transactions

Transaction details	15
---------------------------	----

Sustainability report

Company description & rating	16
------------------------------------	----

Epilogue

Abbreviations, remuneration, and further information	23
Important legal information	26

Performance & risk Performance overview

Portfolio 0600.6869 02.01
Reporting as of 29.02.2024 in USD

Page 1/27
01.03.2024

Performance summary

	31.01.2024 -29.02.2024	31.12.2023 -29.02.2024	31.12.2022 -31.12.2023
Value at beginning of period	1'126'367.75	1'115'916.84	1'226'455.83
Deposits & withdrawals	0.00	0.00	-245'000.00
Result	29'811.04	40'261.95	134'461.01
Value at end of period	1'156'178.79	1'156'178.79	1'115'916.84
Management and administration fees	0.00	0.00	-3'455.61
Reclaimable withholding tax	0.00	0.00	0.00
Portfolio gross return	2.65%	3.61%	12.53%
Portfolio net return	2.65%	3.61%	12.16%

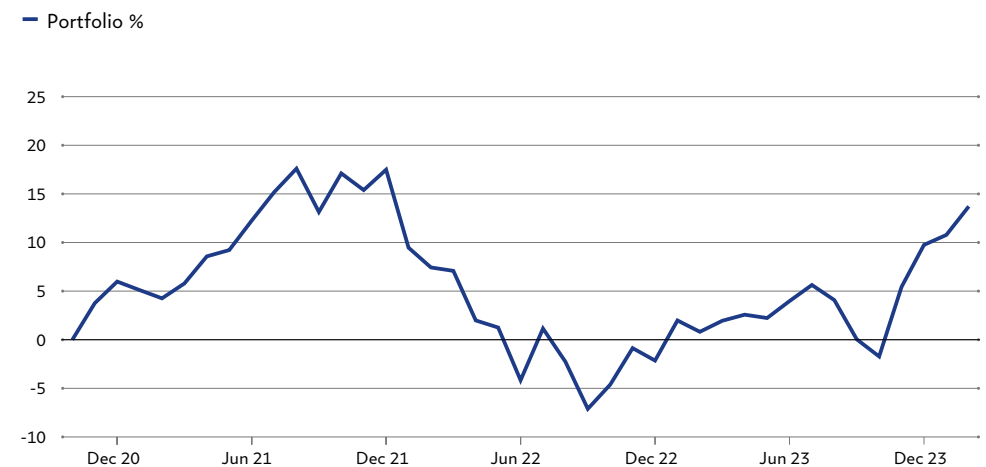
Monthly net performance YTD



Historical performance and risk from 30.11.2020 - 29.02.2024

Portfolio net return	9.59%
Portfolio net return (annualized)	2.86%
Risk-free return (annualized)	2.49%
Portfolio risk	10.96%
Sharpe ratio	0.03

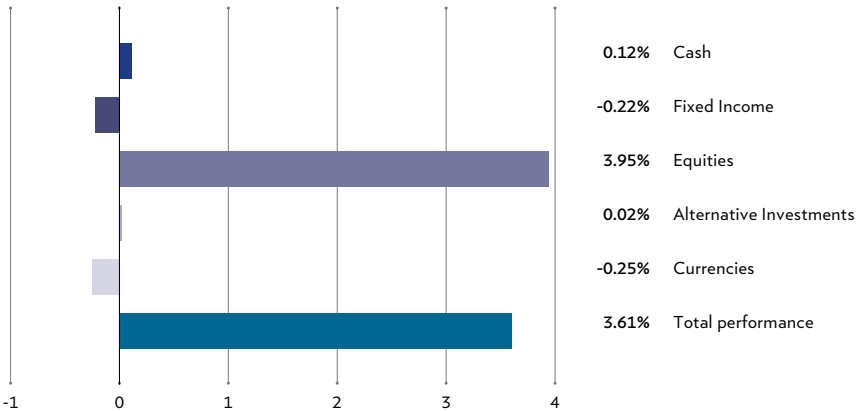
Cumulated net return from 04.11.2020 - 29.02.2024



Performance & risk
Performance contribution Year-to-date

Portfolio 0600.6869 02.01
Reporting as of 29.02.2024 in USD

Net performance contribution by asset class from 31.12.2023 - 29.02.2024

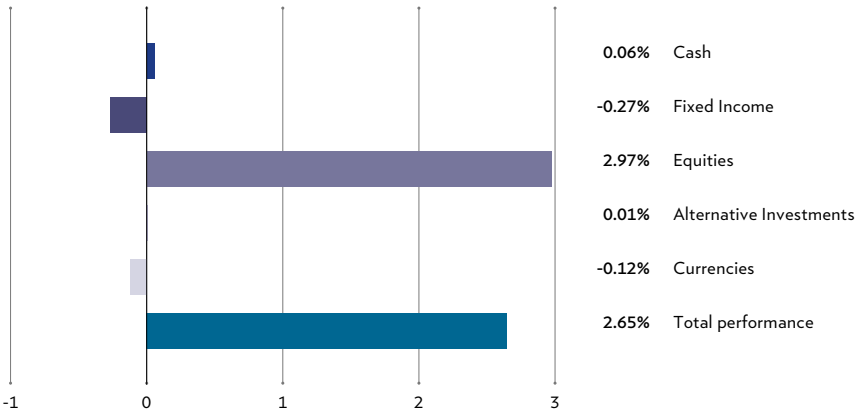


Net performance contribution by asset class from 31.12.2023 - 29.02.2024

Asset classes	Capital	Currency	Income	Fees	Total
Cash	0.12%	0.13%	0.00%	0.00%	0.25%
Fixed Income	-0.22%	0.00%	0.00%		-0.22%
Equities	3.92%	-0.38%	0.03%		3.57%
Alternative Investments	0.02%	0.00%	0.00%		0.02%
Total performance	3.83%	-0.25%	0.03%	0.00%	3.61%

Performance & risk
Performance contribution

Net performance contribution by asset class from 31.01.2024 - 29.02.2024



Net performance contribution by asset class from 31.01.2024 - 29.02.2024

Asset classes	Capital	Currency	Income	Fees	Total
Cash	0.06%	0.00%	0.00%	0.00%	0.06%
Fixed Income	-0.27%	0.00%	0.00%		-0.27%
Equities	2.97%	-0.12%	0.01%		2.85%
Alternative Investments	0.01%	0.00%	0.00%		0.01%
Total performance	2.76%	-0.12%	0.01%	0.00%	2.65%

Performance & risk Benchmark composition

Portfolio 0600.6869 02.01
Reporting as of 29.02.2024 in USD

Page 4/27
01.03.2024

Benchmark details

Name	Denomination
S_TAA_IM_REP_USD	S_TAA_JBIA_REP_USD

Performance & risk Performance per asset categories

Portfolio 0600.6869 02.01
Reporting as of 29.02.2024 in USD

Page 5/27
01.03.2024

Performance per asset categories

	31.01.2024 - 29.02.2024				31.01.2024 - 29.02.2024			31.12.2023 - 29.02.2024		
	Value start Value end	in %	In- and outflows	Result	Benchmark in %	Gross return in %	Difference in %	Benchmark in %	Gross return in %	Difference in %
Cash	79'197.81 83'970.45	7.03 7.26	4'133.98	638.66		0.71			3.71	
Swiss Franc	3'561.83 16'932.64	0.32 1.46	13'462.83	-92.02		-2.58			-4.43	
Euro	-123'098.79 -120'846.69	-10.93 -10.45	2'082.70	169.40		-0.13			-1.51	
Pound Sterling	384.47 413.58	0.03 0.04	31.58	-2.47		-0.66			-0.76	
US Dollar	185'887.28 175'919.93	16.50 15.22	-10'616.51	649.16		0.37			0.72	
Yen	0.00 5.41	0.00 0.00	38.68	-33.27		1.13			1.13	
Denmark Krone	12'463.02 11'545.58	1.11 1.00	-865.30	-52.14		-0.38			-2.04	
Fixed Income	420'508.26 417'453.19	37.33 36.11	0.00	-3'055.07		-0.73			-0.59	
Corporate	309'479.36 307'645.99	27.48 26.61	0.00	-1'833.37		-0.59			-0.54	
Other Fixed Income (Residual Class)	111'028.90 109'807.20	9.86 9.50	0.00	-1'221.70		-1.10			-0.75	
Equities	605'932.80 633'913.91	53.80 54.83	-4'133.98	32'115.09		5.20			6.62	
Switzerland	24'607.46 11'606.24	2.18 1.00	-13'462.83	461.61		1.88			-9.63	
Eurozone	152'944.43 160'320.18	13.58 13.87	-1'217.40	8'593.15		5.64			6.02	
United Kingdom	25'682.92 26'130.94	2.28 2.26	-31.58	479.60		1.87			-1.26	
Europe exCH/UK/EMU	28'627.06 29'233.81	2.54 2.53	0.00	606.75		2.12			2.84	
North America	374'070.93 397'973.71	33.21 34.42	1'779.52	22'123.26		5.83			9.11	
Japan	0.00 8'649.03	0.00 0.75	8'798.31	-149.28		-1.70			-1.70	
Alternative Investments	20'728.88 20'841.24	1.84 1.80	0.00	112.36		0.54			1.10	

Performance & risk
Performance per asset categories

Portfolio 0600.6869 02.01
Reporting as of 29.02.2024 in USD

Performance per asset categories

	31.01.2024 - 29.02.2024				31.01.2024 - 29.02.2024			31.12.2023 - 29.02.2024		
	Value start Value end	in %	In- and outflows	Result	Benchmark in %	Gross return in %	Difference in %	Benchmark in %	Gross return in %	Difference in %
Hedge Funds	20'728.88 20'841.24	1.84 1.80	0.00	112.36		0.54			1.10	
Total	1'126'367.75 1'156'178.79	100.00 100.00	0.00	29'811.04	0.00	2.65		0.00	3.61	

Performance & risk Performance contribution

Portfolio 0600.6869 02.01
Reporting as of 29.02.2024 in USD

Page 7/27
01.03.2024

Performance contribution from 31.01.2024 - 29.02.2024

Currency	Quantity / Nominal value	Instrument	Valor	Price	Market value in reference currency	Weighting	Performance MWR	Performance TWR	Performance contribution TWR
Cash									
USD	144'440.410	CURRENT ACCOUNT	06006869212033301201	1.00	142'439.02	12.32%	0.35%	0.36%	0.04%
USD	211	Pictet SICAV - Pictet - Short-Term Money Market USD Shs -J-Capitalisation	010828125	158.68	33'480.91	2.90%	0.43%	0.43%	0.01%
USD	-116'000	Foreign currency forward	FWD-EURUSD		-124'076.76	-10.73%	-0.11%	-0.11%	0.01%
EUR	2'984.860	CURRENT ACCOUNT	06006869212081401201	1.00	3'230.07	0.28%	2.39%	-4.11%	0.00%
GBP	326.960	CURRENT ACCOUNT	06006869212040201201	1.00	413.58	0.04%	-0.60%	-0.66%	0.00%
JPY	809	CURRENT ACCOUNT	06006869212053401201	1.00	5.41	0.00%	1.53%	1.13%	0.00%
DKK	79'529.060	CURRENT ACCOUNT	06006869212027201201	1.00	11'545.58	1.00%	-0.44%	-0.38%	0.00%
CHF	14'910.220	CURRENT ACCOUNT	06006869212000101201	1.00	16'932.64	1.46%	-2.58%	-2.58%	-0.01%
Total Cash					83'970.45	7.26%			0.06%
Fixed Income									
USD	21'903	iShares II PLC - iShares USD Corp Bond 0-3yr ESG UCITS ETF Shs Unhedged USD	037071039	4.99	109'241.21	9.45%	0.03%	0.03%	0.00%
USD	7'666	Wellington Management Funds (Ireland) PLC - Wellington Global Impact Bond Fund A	046424278	10.58	81'106.28	7.02%	-0.19%	-0.19%	-0.01%
USD	2'444	UBS (Lux) Fund Solutions SICAV - Bloomberg MSCI US Liquid Corporates Sustainable	049458148	19.03	46'509.32	4.02%	-1.59%	-1.59%	-0.07%
USD	14'966	iShares II PLC - iShares USD Corp Bond ESG UCIT S ETF Accum USD	052275784	4.73	70'789.18	6.12%	-1.34%	-1.34%	-0.09%
USD	9'696	UBS (Lux) Fund Solutions SICAV - Sustainable Development Bank Bonds UCITS ETF Sh	042819030	11.33	109'807.20	9.50%	-1.10%	-1.10%	-0.11%
Total Fixed Income					417'453.19	36.11%			-0.27%
Equities									
USD	29	NVIDIA Corp Registered Shs	000994529	791.12	22'942.48	1.98%	28.58%	28.58%	0.45%
USD	481	Mirova Funds SICAV - Mirova Global Sustainable Equity Fund Shs -SI-A(USD)- Capit	036620855	184.22	88'609.82	7.66%	4.21%	4.21%	0.32%
USD	21	Deckers Outdoor Corp Registered Shs	000115767	895.59	18'807.39	1.63%	18.82%	18.82%	0.26%
EUR	216	CRH PLC Registered Shs	000558474	84.31	18'210.96	1.58%	17.49%	17.49%	0.24%
USD	104	Advanced Micro Devices Inc Registered Shs	000903491	192.53	20'023.12	1.73%	14.81%	14.81%	0.23%

Performance & risk Performance contribution

Portfolio 0600.6869 02.01
Reporting as of 29.02.2024 in USD

Page 8/27
01.03.2024

Performance contribution from 31.01.2024 - 29.02.2024

Currency	Quantity / Nominal value	Instrument	Valor	Price	Market value in reference currency	Weighting	Performance MWR	Performance TWR	Performance contribution TWR
Equities									
EUR	6	Hermes International SA Shs	000086689	2'313.00	15'018.09	1.30%	17.84%	17.89%	0.20%
EUR	78	Schneider Electric SE Act	000509120	209.80	17'708.75	1.53%	14.27%	14.27%	0.20%
USD	76	Ecolab Inc Registered Shs	000927314	224.84	17'087.84	1.48%	13.43%	13.43%	0.18%
USD	61	Salesforce Inc Registered Shs	001755645	308.82	18'838.02	1.63%	9.87%	9.87%	0.15%
USD	37	Linde PLC Registered Shs	124625792	448.82	16'606.34	1.44%	10.87%	10.87%	0.14%
EUR	230	Compagnie de Saint-Gobain SA Act	000490580	71.20	17'721.31	1.53%	7.73%	7.73%	0.11%
GBP	202	Ashtead Group PLC Registered Shs	000370440	56.80	14'513.34	1.26%	8.71%	8.72%	0.10%
EUR	84	SAP SE Inhaber-Akt	000345952	172.88	15'714.91	1.36%	6.60%	7.06%	0.10%
DKK	152	Novo Nordisk A-S Bearer and-or registered Shs -B-	129508879	819.70	18'087.91	1.56%	5.39%	5.39%	0.08%
USD	28	Thermo Fisher Scientific Inc Registered Shs	000977576	570.18	15'965.04	1.38%	5.79%	5.79%	0.08%
USD	79	Zoetis Inc Registered Shs -A-	019276994	198.33	15'668.07	1.36%	5.60%	5.60%	0.07%
USD	84	Republic Services Inc Registered Shs	000926678	183.60	15'422.40	1.33%	5.33%	5.49%	0.07%
USD	48	Microsoft Corp Registered Shs	000951692	413.64	19'854.72	1.72%	4.04%	4.04%	0.07%
USD	90	First Solar Inc Registered Shs	002626060	153.89	13'850.10	1.20%	5.19%	5.19%	0.06%
USD	21	CANDRIAM SUSTAINABLE SICAV - Equity US Shs -V-USD-Capitalisation	111789606	1'186.00	24'906.00	2.15%	2.41%	2.41%	0.05%
EUR	361	Koninklijke Ahold Delhaize N.V. Bearer and Registered Shs	033273088	27.52	10'750.87	0.93%	5.41%	5.41%	0.05%
USD	46	Accenture PLC Registered Shs -A-	010478724	374.78	17'239.88	1.49%	3.27%	3.35%	0.05%
USD	55	Visa Inc Registered Shs -A-	003826452	282.64	15'545.20	1.34%	3.43%	3.43%	0.05%
CHF	40	Sika AG Registered Shs	041879292	255.50	11'606.24	1.00%	3.66%	3.66%	0.04%
USD	46	Intuitive Surgical Inc Registered Shs	001631646	385.60	17'737.60	1.53%	1.95%	1.95%	0.03%
EUR	54	Allianz SE Registered Shs	000322646	253.85	14'834.02	1.28%	2.05%	2.05%	0.03%
CHF		Geberit AG Namen-Akt	003017040	513.20		0.00%	0.38%	0.49%	0.00%
USD	145	Darling Ingredients Inc Registered Shs	000278921	42.31	6'134.95	0.53%	-2.29%	-2.29%	-0.01%
JPY	100	SONY GROUP CORPORATION Registered Shs	000763300	12'945.00	8'649.03	0.75%	-1.70%	-1.50%	-0.01%
EUR	31	L'Oreal S.A. Shs	000502805	441.70	14'817.57	1.28%	-1.05%	-1.05%	-0.01%
EUR	92	Kerry Group PLC Shs -A-	000558613	81.14	8'078.13	0.70%	-2.23%	-2.23%	-0.02%
EUR	325	Dassault Systemes SE Shs	111867696	43.19	15'188.13	1.31%	-1.49%	-0.99%	-0.02%
DKK	400	Vestas Wind Systems A-S Bearer and-or registered Shs	111042507	191.94	11'145.90	0.96%	-2.77%	-2.77%	-0.03%
EUR		Infineon Technologies AG Namen-Akt	001038049	33.10		0.00%	-3.55%	-3.36%	-0.04%

Performance & risk Performance contribution

Portfolio 0600.6869 02.01
Reporting as of 29.02.2024 in USD

Page 9/27
01.03.2024

Performance contribution from 31.01.2024 - 29.02.2024

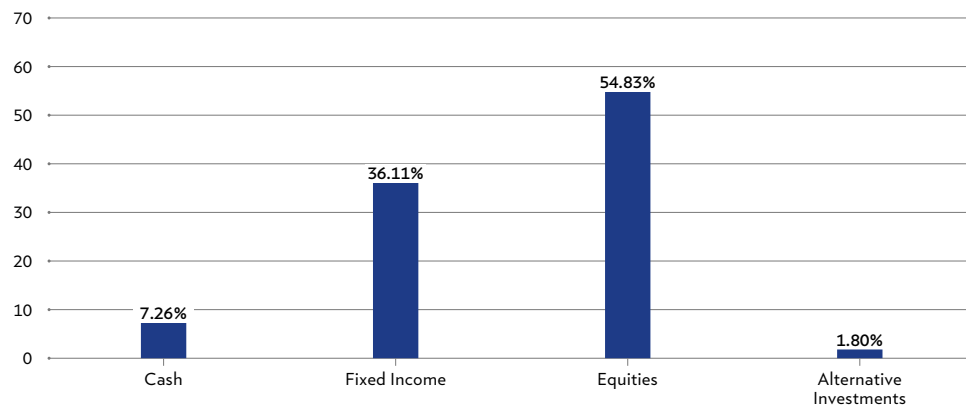
Currency	Quantity / Nominal value	Instrument	Valor	Price	Market value in reference currency	Weighting	Performance MWR	Performance TWR	Performance contribution TWR
Equities									
USD	29	Unitedhealth Group Inc Registered Shs	001078451	493.60	14'314.40	1.24%	-3.54%	-3.54%	-0.05%
USD	92	AstraZeneca PLC Registered Shs	000982352	99.83	11'617.60	1.00%	-5.56%	-5.56%	-0.06%
EUR	396	Veolia Environnement SA Shs	001098758	28.65	12'277.44	1.06%	-5.71%	-5.71%	-0.07%
USD	43	S&P Global Inc Registered Shs	032303352	428.38	18'420.34	1.59%	-4.45%	-4.45%	-0.08%
USD		AGCO Corp Registered Shs	000903737	109.70		0.00%	-12.68%	-12.53%	-0.17%
Total Equities					633'913.91	54.83%			2.85%
Alternative Investments									
USD	156.044	BlueOrchard Microfinance Fund SICAV - BlueOrchard Microfinance Fund Shs -D - USD	032308494	133.56	20'841.24	1.80%	0.54%	0.54%	0.01%
Total Alternative Investments					20'841.24	1.80%			0.01%
Total					1'156'178.79	100.00%			2.65%

Asset allocation Asset allocation summaries

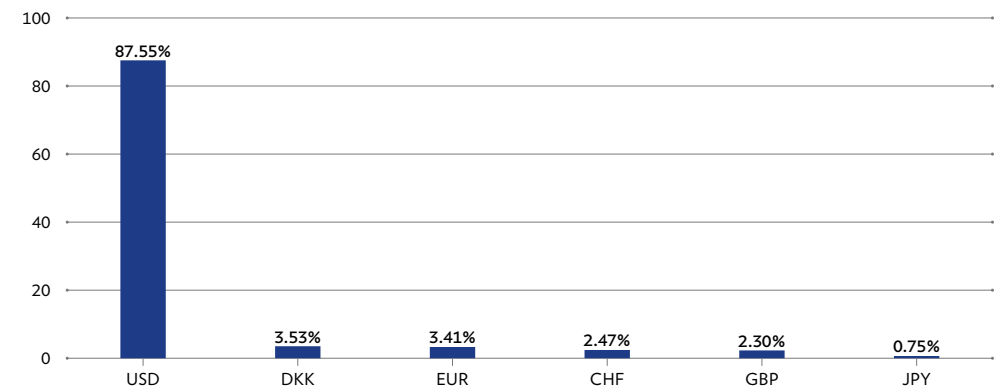
Portfolio 0600.6869 02.01
Reporting as of 29.02.2024 in USD

Page 10/27
01.03.2024

Allocation by asset class (by risk currency)



Allocation by currencies (by risk currency)

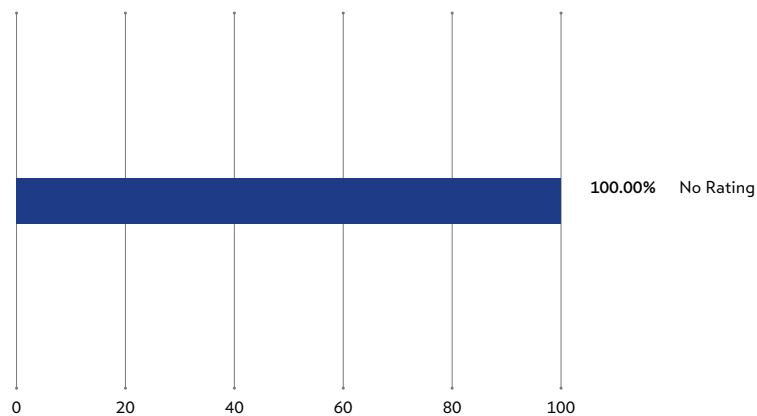


Asset allocation summary (by risk currency)

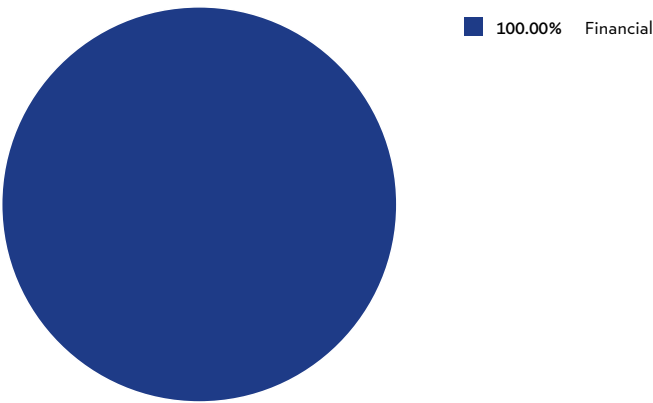
	Total market value	USD	DKK	EUR	CHF	GBP	JPY
Cash	83'970.45 7.26%	175'919.93 15.22%	11'545.58 1.00%	-120'846.69 -10.45%	16'932.64 1.46%	413.58 0.04%	5.41 0.00%
Fixed Income	417'453.19 36.11%	417'453.19 36.11%					
Equities	633'913.91 54.83%	397'973.71 34.42%	29'233.81 2.53%	160'320.18 13.87%	11'606.24 1.00%	26'130.94 2.26%	8'649.03 0.75%
Alternative Investments	20'841.24 1.80%	20'841.24 1.80%					
Total value	1'156'178.79 100.00%	1'012'188.07 87.55%	40'779.39 3.53%	39'473.49 3.41%	28'538.88 2.47%	26'544.52 2.30%	8'654.44 0.75%

Asset allocation
Bonds risk analysis

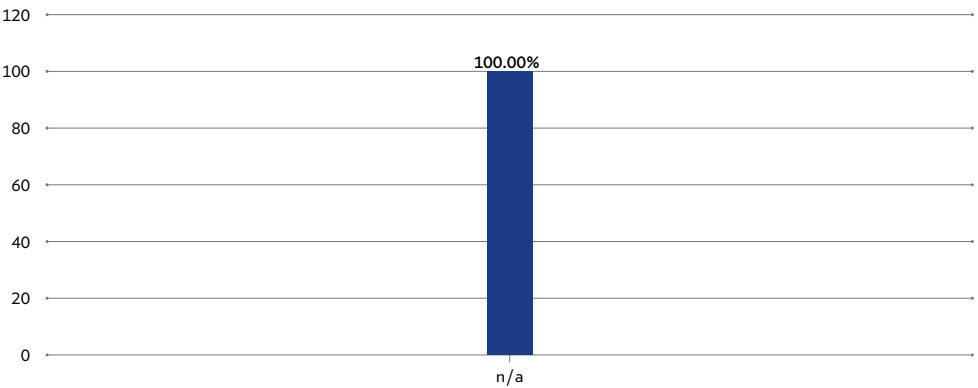
Bonds by ratings



Bonds by sectors



Bonds by maturities in years



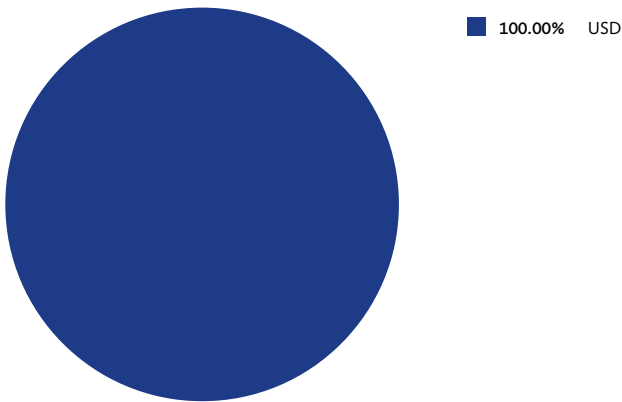
Bonds by key figures

	Portfolio average
Yield to maturity	5.15%
Modified duration	3.16
Rating	

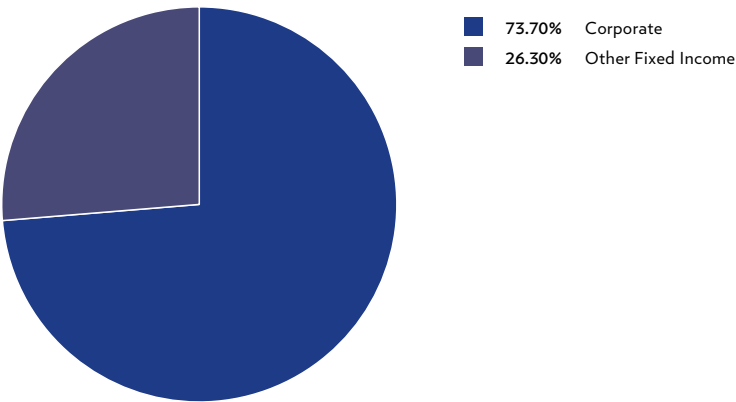
Asset allocation
Bonds breakdown

Portfolio 0600.6869 02.01
Reporting as of 29.02.2024 in USD

Bonds by currencies (by risk currency)



Bonds by sub-asset classes

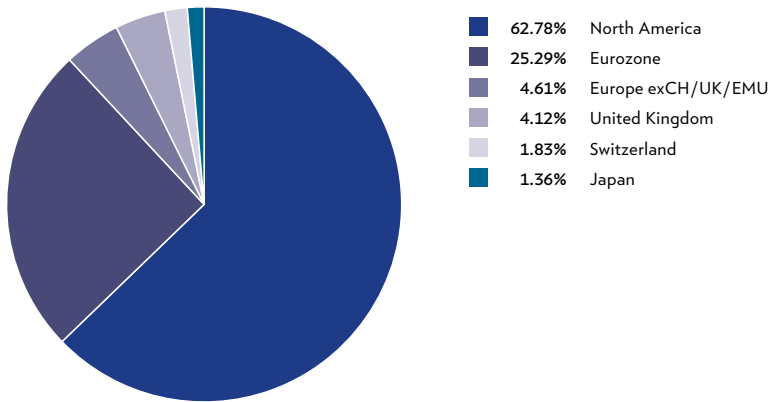


Largest positions bonds

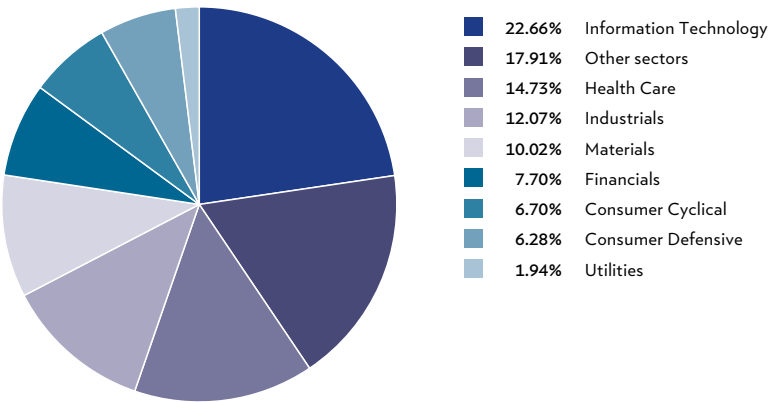
	% of total assets
UBS (Lux) Fund Solutions SICAV - Sustainable Development Bank Bonds UCITS ETF Sh	9.50%
iShares II PLC - iShares USD Corp Bond 0-3yr ESG UCITS ETF Shs Unhedged USD	9.45%
Wellington Management Funds (Ireland) PLC - Wellington Global Impact Bond Fund A	7.02%
iShares II PLC - iShares USD Corp Bond ESG UCIT S ETF Accum USD	6.12%
UBS (Lux) Fund Solutions SICAV - Bloomberg MSCI US Liquid Corporates Sustainable	4.02%

Asset allocation Equities breakdown

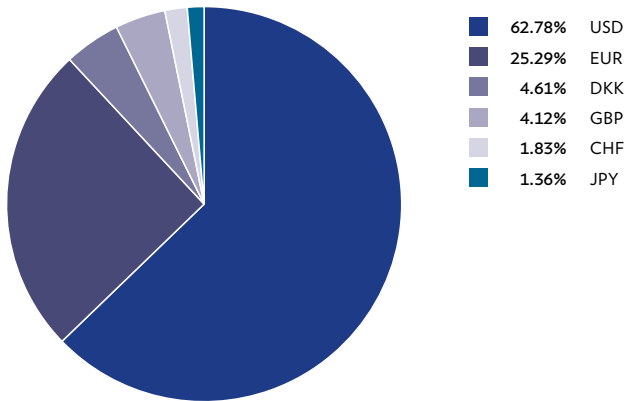
Equities by regions



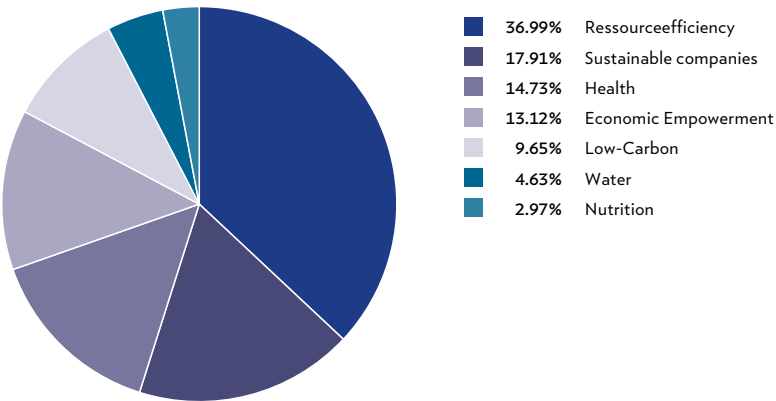
Equities by sectors



Equities by currencies (by risk currency)




Topics breakdown



Asset allocation
Alternative investments

Alternative investments by sub-asset classes



■ 100.00% Hedge Funds

Largest positions alternative investments

	% of total assets
BlueOrchard Microfinance Fund SICAV - BlueOrchard Microfinance Fund Shs -D - USD	1.80%

Transactions Transaction details

Portfolio 0600.6869 02.01
Reporting as of 29.02.2024 in USD

Page 15/27
01.03.2024

Transactions from 31.01.2024 - 29.02.2024

Date	Transaction	Sec cur	Quantity / Nominal value	Instrument	Tr cur	Price Comm. & fees Accrued interest EU-tax retention in report currency	Acc cur	Amount	Amount in reporting currency
Security purchases									
09.02.2024	PURCHASE Foreign shares/entitlements in cash	EUR	325	Dassault Systemes SE Shs 111867696 / FR0014003TT8	EUR EUR	43.7605 71.11	EUR	-14'293.28	-15'417.46
09.02.2024	PURCHASE Foreign shares/entitlements in cash	USD	84	Republic Services Inc Registered Shs 000926678 / US7607591002	USD USD	174.0411 23.19	USD	-14'642.64	-14'642.64
22.02.2024	PURCHASE Foreign shares/entitlements in cash	JPY	100	SONY GROUP CORPORATION Registered Shs 000763300 / JP3435000009	JPY JPY	13215.4782 2'643.00	JPY	-1'324'191.00	-8'798.31
Subtotal Security purchases									-38'858.41
Security sales									
08.02.2024	SALE Foreign shares/entitlements in cash	EUR	380	Infineon Technologies AG Namen-Akt 001038049 / DE0006231004	EUR EUR	32.9162 25.01	EUR	12'483.13	13'434.35
16.02.2024	SALE Foreign shares/entitlements in cash	EUR	18	SAP SE Inhaber-Akt 000345952 / DE0007164600	EUR EUR	164.6969 5.93	EUR	2'958.61	3'183.56
22.02.2024	SALE Foreign shares/entitlements in cash	USD	120	AGCO Corp Registered Shs 000903737 / US0010841023	USD USD	106.9982 21.17	USD	12'818.62	12'818.62
29.02.2024	SALE Shares/participation certificates	CHF	23	Geberit AG Namen-Akt 003017040 / CH0030170408	CHF CHF	515.9695 12.46	CHF	11'854.84	13'462.83
Subtotal Security sales									42'899.36
Total									4'040.95

Sustainability report Company description & rating

Portfolio 0600.6869 02.01
Reporting as of 29.02.2024 in USD

Page 16/27
01.03.2024

Report as of 29.02.2024

Sika Rg

A

Whether its customers build skyscrapers or tunnels, Sika furnishes them with construction chemicals and the raw materials to make concrete. Primarily a specialty chemicals company (adhesives, coatings, and sealants) serving the construction industry. It also makes concrete and mortar for the manufacturing sector, and flooring and acoustic products for the automotive industry. The focus for innovation at Sika is on sustainably developed and manufactured products for increased energy, water and material efficiency as well as durability. Among others they produce adhesives for durable wind turbines and for the solar industry. Further they make highly reflective roof membranes that reduce the need for cooling and increase the efficiency of solar panels. With structural adhesives and polymer-based reinforcing components they help to make lighter vehicles. Regarding the cement industry, they offer grinding aid for energy- and resource-efficient cement production. Last but not least, they produce sealants that contribute to a tight building envelope and prevent energy loss. Not only on the product side but also as a company Sika has a robust carbon mitigation strategy with measures such as LED retrofitting of lighting fixtures, energy-efficient production equipment and fuel-efficient fleet modernization to reduce GHG emissions. Sika has, by far, the lowest carbon intensity in its industry.

Novo Nord Br/Rg-B

Novo Nordisk A/S is a healthcare company, which engages in the research, development, manufacture, and marketing of pharmaceutical products. Its comprehensive access strategy addressing unmet medical needs include initiatives such as, Changing Diabetes in Children/Pregnancy and Base of the Pyramid programs, and a differential pricing policy to offer insulin products at a lower price in the underserved markets.

Vestas Wind Br/Rg

AAA

Vestas Wind Systems A/S designs, manufactures, installs, and services wind turbines worldwide. The company operates in two segments, Power Solutions and Service. Besides enabling their cosumers to produce 100% renewable and CO2 emission free power, Vestas has committed to also transition to a company that is entirely powered by sustainable energy, not thorough offsetting but own action such as transition to electric vehicles for the company cars, starting to replace the global fleet powered by renewable energy. Vestas is also committed to reduce the CO2 emissions from the supply chain by 45% per MWh generated by 2030.

Allianz Rg

AAA

Allianz SE engages in the provision of insurance and investment advisory services. Allianz exhibits strong commitment towards integrating ESG principles into its insurance underwriting and investment decision making process. It has a Responsible Investment policy encompassing sector specific responsible investment strategies and exclusion criteria. The company also has a dedicated team focusing on ESG issues in its investment decisions and it actively invests in companies that contribute to transitioning towards a low-carbon. The company states 99% of its assets under management were managed by asset managers who are either PRI signatories or who have an ESG policy in place. Allianz conducts extensive research on global climate risks and integrates these considerations in its risk models and underwriting practices.

CRH PLC Rg

AAA

CRH is a leading international building material company with a presence across the construction value chain. Through collaboration, innovation and sustainable initiatives, CRH is ideally positioned to advance the decarbonisation of the construction sector. Together with academia and partners CRH is working on projects involving recycling, carbon capture and utilisation, nanomaterials, BIM, AI, automation, modular construction, offsite production, and energy conservation. CRH is a sustainable investment because it is designing its products, services and solutions to help create a more sustainable built environment for society.

Sustainability report Company description & rating

Portfolio 0600.6869 02.01
Reporting as of 29.02.2024 in USD

Page 17/27
01.03.2024

Report as of 29.02.2024

Dassault Syst	<p>AA</p> <p>Dassault offers digital solutions, such as design and modelling, simulation, life cycle management, and digital manufacturing, for customers in the discrete manufacturing and life science industries. The company designs solutions which enable its customers to reduce their environmental footprint by facilitating positive-impact innovation. Additionally, Dassault is committed to environmentally sustainable operations and develops its human capital in respect of diversity and ethics.</p>
Hermes Intl	<p>A</p> <p>Ecodesign is an integral part of Hermès' sustainability ambitions, with a spotlight on product sustainability (including obviously optimising the use of raw materials, which are often expensive). In addition, the group offers customers an aftersales service (repair, cleaning, etc.) for all of its businesses (leather, women, etc.) in order to extend the life of its products as much as possible. The Company relies largely on in-house production, resulting in strong controls over operational emissions, materials and chemicals use, as well as labor and human rights management.</p>
Kerry Grp-A-	<p>AAA</p> <p>Kerry Group PLC is the world's largest ingredients and flavours company, providing a broad range of integrated solutions for the food, beverage and pharmaceutical industries. With consumers becoming increasingly aware of the link between diet and health, Kerry Group is well placed to meet and benefit from these needs and they have been investing heavily to ensure their products are classified as providing balanced and positive nutrition. Kerry's sustainability strategy, Beyond the Horizon, supports their ambition to reach over two billion people with Sustainable Nutrition solutions by 2030. This target will be achieved through innovation expertise, solutions portfolio and sustainability commitments. In addition, they will collaborate with customers to create products that are better for people, society and the planet. For example, Radicle's portfolio of flavor, texture, nutrition and functional technologies can be leveraged with Kerry's culinary expertise to create appealing and sustainable plant-based products. Thanks to plant-based proteins, 87% fewer emissions are released compared to meat.</p>
Kon Ah Del Br Rg	<p>AA</p> <p>Koninklijke Ahold Delhaize is one of Europe's biggest retailers, with nearly 7,000 stores across its Benelux heartland as well as the rest of Europe, the US and Indonesia. Ahold aims to make healthier eating commonplace, by providing access to quality healthy food at accessible prices as well as by favoring the delivery of fresh, locally sourced products, through local partnerships that help to promote sustainable communities and societies. The company has its own brand of affordable nutritious choices, that also includes recipes, support services and transparent labeling - which leverages technologies such as blockchain and AI to bring customers more transparency on the impact of their buying decisions.</p>
L'Oreal	<p>AAA</p> <p>L'Oreal is making great efforts in reducing its own environmental impact, including global warming and plastic pollution. In terms of global warming the company has committed to reducing all its emissions (scopes 1, 2, and 3) by 25% by 2030 and to have net zero emissions by 2050. In terms of respecting biodiversity, by 2030, 100% of the bio-based ingredients for formulas and packaging materials will be traceable and will come from sustainable sources. None of them will be linked to deforestation.</p>
SAP I	<p>AAA</p> <p>SAP is a world leading provider of e-business software solutions. The company supports customers in process optimization and an associated reduction of their CO2 emissions. SAP itself, as a software company, causes low environmental impact and is actively involved in environmental projects such as the "Combat Climate Change" or the "Carbon Disclosure Project". In addition, SAP is a member of the UN Global Compact and signed the "Caring for Climate" declaration.</p>

Sustainability report Company description & rating

Portfolio 0600.6869 02.01
Reporting as of 29.02.2024 in USD

Page 18/27
01.03.2024

Report as of 29.02.2024

Saint-Gobain	<p>A</p> <p>Saint-Gobain aims to provide a full range of solutions that address three major challenges of our time: drastically reducing CO₂ emissions linked to construction, protecting natural resources, and facing the challenge of rapid urbanization in emerging countries. As an example, renovating a single-family home in France, thanks to Saint-Gobain's exterior and attic insulation and double-glazing services, among others, makes the house 70% more energy-efficient. In addition, through its lightweight construction and prefabrication solutions, the company is helping to find sustainable solutions to meet new housing needs in emerging markets, preventing the expansion of slums and increasing inequality.</p>
Schneider El	<p>AAA</p> <p>Urbanization, Industrialization and Digitalization are changing our society. Schneider Electric SE of France manufactures power distribution and automation systems. It does not produce nor distribute energy, but it conceives and builds electrical products and proposes integral solutions for various market segments. The company develops connected technologies and solutions to manage energy and process in ways that are safe, reliable, efficient and sustainable. The Group invests in R&D in order to sustain innovation and differentiation, with a strong commitment to sustainable development, i.e. climate change, smart grids, internet of things, cybersecurity solutions, solar and water usage. Schneider Electric's environmental and anti-corruption management programs and initiatives continue to be among the strongest in the peer set.</p>
Veolia Environnem	<p>A</p> <p>Veolia Environnement SA engages in water management, waste management and energy services. It claims a global leadership role in the whole water life cycle: extraction, purification, storage, distribution and wastewater treatment. The company is benefitting from the tightening environmental policies worldwide with its solutions that contribute for a circular economy. It has set targets for reducing leakage rates in its water network and for maintaining the network efficient. Veolia shows aggressive efforts in the reduction of carbon emissions and is building its plastic collection, processing and recycling infrastructure.</p>
Ashtead Group Rg	<p>AA</p> <p>Ashtead is an international equipment rental company with national networks in the US, UK and Canada. Ashtead's rental solutions cover situations such as non-residential construction, facilities management, disaster relief (pumps and power generation), major event management (power and lighting), climate control, scaffolding and traffic management. By providing equipment for rental, Ashtead contributes to diminishing the need of having more manufacturing assets being produced. As a consequence, this model helps to preserve natural resources, promotes energy efficiency and sustainable industries while also contributing to increase the access of small-scale industrial and enterprises to equipment that they otherwise would not be able to afford.</p>
AstraZeneca Rg	<p>AA</p> <p>AstraZeneca is a UK-listed pharmaceutical company focusing on health problems. It has largely de-risked its key assets as part of an impressive drug pipeline and is now transitioning into an important launch and execution phase, with focus on important cancer products. Moreover, AstraZeneca is committed to reducing global warming and it was one of the first of seven companies to receive validated net-zero targets from the Science Based Target Initiative (SBTi). Through its <i>“Ambition Zero Carbon”</i> programme AstraZeneca has committed to halving their entire value chain footprint by 2030, on the way to a 90% reduction by 2045 from a 2019 baseline. By 2030 they will become carbon negative for all residual emissions.</p>
SONY GROUP Rg	<p>AAA</p> <p>Sony Corporation is a technology and consumer goods conglomerate. Its key segments are Electronics Products and Solutions (EP&S), Game and Network Services (G&NS), Music, Pictures, Imaging and Sensing Solutions (I&SS) and Financial Services. The company has been proactively managing e-waste programs at multiple locations including unregulated regions such as Chile and Brazil, which represents the best practice among its industry peers. In addition Sony supports strong initiatives compared to peers to source raw materials from noncontroversial sources.</p>

Sustainability report Company description & rating

Portfolio 0600.6869 02.01
Reporting as of 29.02.2024 in USD

Page 19/27
01.03.2024

Report as of 29.02.2024

Accenture-A Rg	<p>AA</p> <p>Accenture Plc provides management consulting, technology, and outsourcing services. It offers an array of managed security, data protection and privacy services to its clients. Accenture has very strict protocols to protect sensitive client data, as well as ranks amongst the best in global peers for Corporate Governance policies. Its innovation approach positions the company well to capture opportunities in new technology fields, such as in AI research.</p>
Advanced Micro D Rg	<p>A</p> <p>Advanced Micro Devices (AMD) designs microprocessors for the computer and consumer electronics industries. The company has committed itself to the Responsible Mineral Initiative (RMI), where it connects with industry members, governments, non-profits, and other stakeholders to contribute to mitigating the salient social environmental impacts of the extraction and processing of minerals. 100% of AMD supplier manufacturing factories have a Responsible Business Alliance (RBA) audit, ensuring the sustainable and efficient use of resources. Furthermore, AMD has committed itself to reducing its scope 1+2 green house gas emissions by 50% compared to 2020 and aligned its business to below the 1.5 degree Celsius target.</p>
CAN SUS Eq US VUC	<p>A</p> <p>The fund's sustainable investment objective is to contribute to reducing greenhouse gas emissions through specific targets as well as the integration of climate related indicators in issuer and securities analysis. The fund also aims to have long-term positive impact on environment and social objectives. More specifically the fund aims to achieve overall greenhouse gas emissions at least 30% lower than those of the benchmark. To achieve these objectives the fund implements a combination of positive selection of the best issuers based on ESG criteria, exclusion of issuers detrimental to these objectives or deemed to prone to controversies. Issuers are subject to a two-pronged analysis considering how issuers activities contribute to achieving sustainable objectives on the one hand, and how issuers operations and policies align with the interests of their key stakeholders on the other hand. The result of this analysis forms the basis to define the investable universe and guide fund managers in their portfolio construction.</p>
Darling Ingredie Rg	<p>AA</p> <p>Darling Ingredients Inc. (Darling) is a developer and producer of sustainable natural ingredients from edible and inedible bio-nutrients, creating a range of ingredients and customized specialty solutions for customers in the pharmaceutical, food, pet food, feed, industrial, fuel, bioenergy and fertilizer industries. The company is well positioned to take advantage of the attractive intermediate-term outlook for renewable fuel as a leading producer of renewable diesel. The company is the third largest producer of renewable diesel globally. Further Darling's bio-peptan collagen is globally recognized as the preferred ingredient of leading nutri-cosmetic brands. All in all Darling is a company that fits perfectly our Resource Efficiency Theme given its circular economy business strategy.</p>
Deckers Outdoor Rg	<p>AA</p> <p>Deckers designs and markets innovative footwear, apparel, and accessories. It is the creator of UGG, a brand of luxury comfort, sheepskin footwear and apparel and Hoka One One, one of the world's fastest growing athletic footwear brands, originally designed for ultra-runners but now popular among many athletes promoting longevity in sports. Deckers is determined to reach its sustainable development goals and has already been recognized by Barron's in 2019 as of the 100 Most Sustainable US Companies. Deckers attaches great importance to sustainable materials and ethical material sourcing and supply chain. Deckers sources more than 97% of its leathers from leather working certified tanneries, repurposes nearly all of its wool used in production, and traces back 98% of sheepskin back to its processing facility. The company seeks to source 90% of its key materials from certified suppliers by 2027.</p>

Sustainability report Company description & rating

Portfolio 0600.6869 02.01
Reporting as of 29.02.2024 in USD

Page 20/27
01.03.2024

Report as of 29.02.2024

Ecolab Inc Rg	<p>AAA</p> <p>Ecolab Inc. is a global provider of water, hygiene, and energy technologies and services for customers worldwide. The company's services include water treatments, cleaning and sanitizing solutions. Ecolab has embarked on a significant investment in digital capabilities to improve its monitoring of customer accounts and production and marketing efficiency which is helping its customers to optimize water use in their processes. It has a strong chemical safety management system with strict adherence to REACH regulations and safety data sheets for its products. Ecolab has comprehensive environmental strategy including quantitative targets to reduce its water, carbon and toxic emissions to manage its environmental risks.</p>
First Solar Rg	<p>AA</p> <p>First Solar is a leading American solar technology company and global provider of responsibly produced, eco-efficient solar modules advancing the fight against climate change.</p>
Intuitive Surgic Rg	<p>A</p> <p>Intuitive Surgical is a global leader in minimally invasive care and is also one of the pioneers of robotic-assisted surgery. The company develops, among other things, the Da Vinci Surgical System, a combination of software, hardware, and optics that allows surgeons to perform robotically aided surgery from a remote console. In terms of Sustainability their minimally-invasive robotic surgery system offers clear benefits to patients, hospital and surgeons alike. Moreover, they started taking action to address climate change within their business activities, including carbon mitigation such as recycling projects, etc.</p>
Linde Rg	<p>Linde plc is the global number one in industrial gases after the merger between Linde AG and Praxair Inc. in 2018. The company serves a variety of end markets including chemicals & energy, food & beverage, electronics, healthcare, manufacturing, metals and mining. Linde's industrial gases are used in countless applications, from life-saving oxygen for hospitals to high-purity & specialty gases for electronics manufacturing, hydrogen for clean fuels and much more. Linde also delivers state-of-the-art gas processing solutions to support customer expansion, avoid or reduce environmental pollution, achieve efficiency improvements of customers' production processes, thus saving resources and costs. Finally, Linde is building the world's first hydrogen station for fuel-cell powered passenger trains.</p>
Microsoft Rg	<p>AAA</p> <p>Microsoft is one of the world's leading technology companies with products that include the Windows operating system, Office productivity applications, and Azure cloud services. LinkedIn, its business-oriented social network, is used by millions to make connections. Microsoft is among the strongest performers in Privacy and Data Security. It has reportedly committed a significant portion of its ongoing R&D budget to cybersecurity. With Microsoft Teams, Microsoft made an important step in setting up an e-learning environment with the creation of an online classroom. Microsoft Teams for Education is free for schools and universities and provides an online classroom to help learners and teachers find new ways to stay focused on learning and enables access to education from distance. Microsoft has also made strong commitments towards reducing the environmental footprint of its operations. Its cloud software, storage and computing also offer significant energy efficiencies for its clients.</p>
Mir GI Sus Eq SIC	<p>AA</p> <p>The fund has a multi-thematic investment strategy seeking global exposure to companies best positioned to benefit from demographic-, environmental-, technological-, and governance-related transitions in the global economy. It invests in companies that will provide solutions to and/or benefit from these changes, which will reshape the world's economies and societies over the next decade. Particular attention is paid to long-term trends, for example in the areas of population aging, cloud computing, low-carbon economy and infrastructure.</p>

Sustainability report Company description & rating

Portfolio 0600.6869 02.01
Reporting as of 29.02.2024 in USD

Page 21/27
01.03.2024

Report as of 29.02.2024

NVIDIA Rg	<p>AAA</p> <p>NVIDIA is a technology company that designs and develops graphics processing units (GPUs), central processing units (CPUs) and system-on-a-chip units (SoCs). The company is a leader in green computing, i.e. maximizing energy efficiency while minimizing the environmental impact of computer chips, systems and software. The company is therefore not only committed to reducing its own CO2 emissions, but also strives to develop and promote innovative products that increase energy efficiency and thus reduce emissions worldwide.</p>
Republic Service Rg	<p>A</p> <p>Republic Services is one of the largest and most trusted single-source providers of recycling, waste, and environmental solutions. The company is developing a network of of Polymer Centres, the US's first vertically integrated plastics recycling facilities. It is also utilizes biogas created through the decomposition of waste to produce clean energy. Republic services stands out with SBTi validated targets, a focus on fleet electrification, biodiversity preservation efforts, and community impact projects. These initiatives, along with their core business of recycling and waste management, align with our Resource efficiency theme and contribute to sustainable development.</p>
S&P Global Rg	<p>AA</p> <p>S&P Global operates worldwide and delivers data, research, credit ratings, benchmarks and ESG solutions that governments, companies and individuals depend on to make decisions with conviction. The company integrates climate-related risks and opportunities into the larger enterprise strategy to fuel innovation and strengthen strategic decision-making with long term, resilient operations in mind. Through their Green Teams and volunteers, they support environmental stewardship in their communities and beyond. Many of these activities contribute to UN Sustainable Development Goals. Further, they acquired Trucost, a leader in carbon and environmental data and SAM ESG Ratings & Benchmarking business from RobecoSAM.</p>
Salesforce Rg	<p>AA</p> <p>Salesforce engages in the design and development of cloud-based enterprise software for customer relationship management (CRM). It is considered a responsible investment due to its strong commitment to ESG initiatives and sustainability practices. The company has taken significant steps to reduce its carbon footprint and support environmental causes, as well as investing in employee wellbeing, diversity and inclusion, and ethical business practices. In 2022 the company has achieved its goal of being powered by 100% renewable energy in North America and Europe, and is working to expand its renewable energy usage globally. Furthermore, the company implemented a sustainable supply chain program that requires its suppliers to comply with social and environmental standards.</p>
Thermo Fisher Sc Rg	<p>BBB</p> <p>Thermo Fisher Scientific is the world's largest and most diversified life sciences company with strong positions in life science tools, diagnostics and drug contract manufacturing. Its key markets are pharmaceutical and biotech, diagnostics and health care, academic and government, and industrial and applied research. Thermo Fisher's mission is to enable their customers to make the world healthier, cleaner and safer by helping them to accelerate life sciences research, solve complex analytical challenges, improve patient diagnostics, deliver medicines to market and increase laboratory productivity. In addition, through their portfolio in environmental analysis technologies Thermo Fisher enabled their customers to reduce the use of single-use plastic.</p>

Sustainability report Company description & rating

Portfolio 0600.6869 02.01
Reporting as of 29.02.2024 in USD

Page 22/27
01.03.2024

Report as of 29.02.2024

Unitedhealth Gro Rg

BBB

UnitedHealth is one of the world's leading healthcare and well-being companies, with a mission to help people live healthier lives and make the healthcare system work better for everyone. The company's approach to sustainability reflects the belief that the health of a society can only be measured by the health and well-being of its people. The company is made up of two distinct, complementary business units: Optum and UnitedHealthcare. Optum provides technology- and data-enabled care that gives people, partners and providers the guidance and tools they need to achieve better health. UnitedHealthcare offers a comprehensive suite of health care services that provide affordable coverage, simplify health care delivery and provide access to high-quality care.

Visa Rg-A

A

Visa is one of the world's leaders in digital payments. The company is committed to advancing inclusive, equitable and sustainable economic growth for everyone, everywhere. It is focused on reaching people who historically have been underserved, providing them with access to digital payments and other resources that can help improve their economic livelihoods, businesses and communities. For instance, in 2020, Visa announced a global goal to digitally enable 50 million SMBs by the end of 2023 by focusing on solutions, skills & education, and partnership & initiatives. In 2022, Visa pledged to invest \$1 billion in Africa over the next five years to accelerate digital transformation. Moreover, over the past five years, Visa has invested over \$10 billion in technology to reduce fraud and enhance network security. In 2022, Visa helped prevent an estimated \$27 billion in fraud.

Zoetis Rg-A

AA

Zoetis Inc. develops and manufactures medicines, vaccines and diagnostics for animal health. In 2021, the company launched its first sustainability initiative, Driven to Care, which is focused on three pillars: (1) Communities: for example, Zoetis has an initiative to provide access to veterinary care in emerging markets, and training for 25,500 farmers, veterinarians and other personnel to improve livestock health and positively impact farmers' livelihoods in sub-Saharan Africa; (2) Animals: Innovation in animal health; (3) Planet: In January 2022, Zoetis announced updated climate targets for its operations to be carbon neutral by 2030 and committed to sourcing 100% renewable energy by 2030.

Definitions

Allocation by currency	Allocation by currency is generally reported on the basis of the denomination currency of the financial instruments and not of the risk currency of the underlying securities. Differences between the reported denomination currency of the financial instruments and the economic currency exposure may therefore arise.
Asset allocation	The asset allocation shows how much of the total portfolio is invested in the different asset classes (i.e. cash, equity, bonds, alternative investments).
Benchmark	The Benchmark is an index used as a reference to evaluate the performance of a portfolio.
Beta	A measure of the systematic risk of an asset when compared to a market or benchmark. Systematic risk means it cannot be diversified away by adding other assets.
Credit rating	Credit ratings always reflect the lowest of the current ratings provided from rating agencies such as Standard & Poor's, Moody's, Fitch and other similar rating agencies.
Economic empowerment (sustainable investment theme)	The Julius Baer sustainable investment theme «economic empowerment» consists of the following subtopics: access to finance/insurance, education, gender equality, workplace, consumer, road, cyber safety, security and data privacy.
Environmental and/or social characteristics (e/s characteristics)	Article 8 SFDR products - Financial products with environmental or social characteristics are products e.g. funds or discretionary mandates that follow a typical ESG investment approach such as an exclusion, best-in-class or thematic approach.
ESG	ESG stands for environmental (e.g. energy consumption, water usage), social (e.g. talent attraction, supply chain management) and governance (e.g. remuneration policies, board governance). ESG factors form the basis for the different sustainable investing approaches.
ESG data ESG indicators	ESG data are information points that measure the performance of an organisation or investment with regard to an indicator associated with one of the ESG factors, i.e. an ESG indicator. Examples of such indicators include carbon footprints, water consumption, waste production, employee turnover, gender pay gaps, etc.
ESG integration	ESG integration describes the explicit inclusion by investors of ESG risks and opportunities into traditional financial analysis and investment decisions based on a systematic process and appropriate research sources.
ESG rating	ESG ratings reflect a company's/country's/fund's performance with regard to environmental, social and governance (ESG) factors. ESG ratings enable investors to gain a quick overview of the degree of sustainability of a company/country/fund and are the basis for a best-in-class or ESG screening investment approach.
ESG screening Best-in-class	ESG screening is an approach through which a company's or issuer's environmental, social and governance (ESG) performance is compared with the ESG performance of its peers (i.e. companies from the same sector or category) based on a sustainability rating. All companies or issuers with a rating above a defined threshold are considered as investable. The threshold can be set at different levels (e.g. 30% best performing companies or all companies that reach a minimum ESG score). «Best-in-class» is used for those companies that are among the top tier in terms of ESG rating compared to comparable companies, e.g. in the same sector or some other category.
Exclusion	Exclusion refers to an investment strategy that excludes companies, countries or issuers on the grounds of activities considered not sustainably investable. Exclusion criteria can refer to product categories (e.g. weapons, tobacco) activities (e.g. animal testing) or practices (e.g. severe violation of human rights, corruption). They can also be based on personal values (e.g. gambling) or on risk considerations (e.g. nuclear power).
Fund splitting	Funds are splitted according to their underlyings into asset classes and currency. Data provider is Finance-Doc Multi Management AG.
Gross result / return	Result / Return before management & administration fees and taxes
Health (sustainable investment theme)	The Julius Baer sustainable investment theme «health» consists of the following subtopics: access to healthcare, health services, healthcare, supported living, ageing population and medical innovations.

Abbreviations

CNH	Offshore renminbi
P/L	Profit / Loss
ROA	Return on assets
Q	Quarter
Y	Year
-	+ / - 1000%
Ded. Withh.Tax	Deducted withholding tax

Foreign exchange rates used for valuation

1	USD	0.790555	GBP
1	USD	0.880561	CHF
1	USD	0.924085	EUR
1	USD	6.888271	DKK
1	USD	149.670001	JPY

Please note: in the transactions segment, the FX rates used for converting into the report currency are the ones as of the time of trade.

Epilogue

Abbreviations, remuneration, and further information

Portfolio 0600.6869 02.01

Reporting as of 29.02.2024 in USD

Page 24/27

01.03.2024

Definitions

IND	The floating rate of your product is based on the applicable Alternative Reference Rate (ARR). Initially designed as pure overnight rates, ARR's - when used as reference rates for derivatives - are structured as backward-looking rates. Therefore, your final interest rate and hence interest amount payable will only be known at the end of the respective interest period, and the interest rate as stated in this bank statement is to be considered as purely indicative. The final interest rate is reflected in the floating amount shown in your event notification.
Information ratio	Active return (alpha) divided by the tracking error. Indicates if deviating from the benchmark was worthwhile.
Jensen's Alpha	The difference when comparing the excess return of a portfolio to the risk (beta) adjusted excess return of the benchmark.
Leeways	The leeways are spectrums for the minimum and maximum allocation to one specific asset class or currency.
Low-carbon (sustainable investment theme)	The Julius Baer sustainable investment theme «low-carbon» consists of the following subtopics: renewable energy, storage / batteries, energy efficiency, advanced material science, CO2 reduction, technical innovation to reduce carbon, clean products and sustainable transport.
Maturity	The maturity is the date at which a bond expires.
Metal positions	Metal positions are always valued at the value of the underlying metal.
Modified duration	The modified duration shows a bond's change in value in respect of fluctuations of the market interest rates.
Net net result / return	Result / Return excluding reclaimable withholding tax
Net result / return	Result / Return after management, administration and transaction fees
Nutrition (sustainable investment theme)	The Julius Baer sustainable investment theme «nutrition» consists of the following subtopics: food availability, food safety, healthy food / functional food, food waste, changing food consumption habits and farming revolution.
Performance	TWR (Time Weighted Return) is a return calculation method that eliminates distorting effects of in- and outflows.
Performance contribution	The performance contribution shows the influence of an asset class or a single position on the total portfolio performance.
Portfolio risk / volatility	The portfolio risk is the standard deviation of the portfolio's performance.
Pro-memoria positions	Pro-memoria positions are not included in the portfolio value and are not part of any performance, return or profit / loss calculation.
Reclaimable taxes	The amount of withholding taxes which can be effectively reclaimed depends on each client's individual tax situation. It may therefore vary from the amounts shown in the reports.
Reference currency	The reference currency is valuation currency of the instrument respectively the security currency.
Reporting currency	The reporting currency is the one in which the report is produced.
Resource efficiency (sustainable investment theme)	The Julius Baer sustainable investment theme «resource efficiency» consists of the following subtopics: recycling and waste disposal, environmentally focused engineering and infrastructure (urbanisation), efficient buildings, technology / robotics and change enablers.
Result	Profit / loss in reporting currency
Risk currency	The risk currency is the currency to which an instrument has the highest exposure.

Epilogue

Abbreviations, remuneration, and further information

Portfolio 0600.6869 02.01

Reporting as of 29.02.2024 in USD

Page 25/27

01.03.2024

Definitions

Safe and efficient water usage (sustainable investment theme)	The Julius Baer sustainable investment theme «safe and efficient water usage» consists of the following subtopics: water scarcity, clean drinking water, water recycling, distribution infrastructure and innovations to bridge the supply gap.
Sharpe ratio	The sharpe ratio measures the excess return (return above the risk-free rate) relative to risk (standard deviation of excess return).
Sustainable Finance Disclosure Regulation (SFDR)	The SFDR divides certain financial products such as funds or discretionary mandates into three categories according to their level of sustainability. Depending on the category a product falls into, different disclosure and reporting obligations apply.
Tracking error	Standard deviation of the difference between portfolio returns and benchmark returns.
Treynor ratio	Compares the excess return (return above the risk-free rate) earned to the systematic risk. Do not compare portfolios with different benchmarks.
Yield to maturity	The total return anticipated on a bond if it is held until the end of its lifetime.

Figures in graphs are rounded off to not more than two places after the decimal point.

Important legal information

This report replaces all previous reports with same 'as per date'.

The database may contain simulations and may not list all products with regard to possible liabilities (e.g. loans). If no current market value for a financial product is shown in this statement, this may be an indication of the product's illiquidity.

Some of the data on which this statement is based was provided by external custodian banks, the client and third parties. Account balances, security holdings, valuations and currency exchange rates in this portfolio statement are dependent on the date and time of its creation. All the stated valuations of the portfolio are based on approximate prices and market values supplied by information sources commonly used by banks. All the stated valuations shall only be regarded as guidelines. They are not binding for the Bank in any way and in particular do not oblige the Bank to buy or sell at these prices/values. Furthermore, we would like to emphasize the fact that all the stated valuations do not correspond to tax values. The custodian, pending transactions as well as potential pledges and/or assignments of asset values are not specifically designated. This portfolio statement is not signed. It is unaudited and may be subject to alteration or correction. Therefore, we kindly ask you to examine this portfolio statement and inform us in writing within four weeks in the event of any discrepancies. The present portfolio statement supersedes and cancels prior versions (if any). In general, we refer to our General Banking Conditions (GBC).

This document may contain information obtained from third parties, including ratings from rating agencies such as Standard & Poor's, Moody's, Fitch and other similar rating agencies. Reproduction and distribution of third-party content in any form is prohibited except with the prior written permission of the related third-party. Third-party content providers do not guarantee the accuracy, completeness, timeliness or availability of any information, including ratings, and are not responsible for any errors or omissions (negligent or otherwise), regardless of the cause, or for the results obtained from the use of such content. Third-party content providers give no express or implied warranties, including, but not limited to, any warranties of merchantability or fitness for a particular purpose or use. Third-party content providers shall not be liable for any direct, indirect, incidental, exemplary, compensatory, punitive, special or consequential damages, costs, expenses, legal fees, or losses (including lost income or profits and opportunity costs) in connection with any use of their content, including ratings. Credit ratings are statements of opinions and are not statements of fact or recommendations to purchase, hold or sell securities. They do not address the market value of securities or the suitability of securities for investment purposes, and should not be relied on as investment advice. Please contact your relationship manager for any further information you may require.

Although Bank Julius Baer & Co. Ltd. information providers, including without limitation, MSCI ESG Research LLC and its affiliates (the 'ESG Parties'), obtain information (the 'Information') from sources they consider reliable, none of the ESG Parties warrants or guarantees the originality, accuracy and/or completeness, of any data herein and expressly disclaim all express or implied warranties, including those of merchantability and fitness for a particular purpose. The Information may only be used for your internal use, may not be reproduced or disseminated in any form and may not be used as a basis for, or a component of, any financial instruments or products or indices. Further, none of the Information can in and of itself be used to determine which securities to buy or sell or when to buy or sell them. None of the ESG Parties shall have any liability for any errors or omissions in connection with any data herein, or any liability for any direct, indirect, special, punitive, consequential or any other damages (including lost profits) even if notified of the possibility of such damages.

ESG

Depending on the recipient's domicile or place of incorporation, this document may not adhere to any applicable existing or proposed principles, laws, rules, or regulations related to environmental, social, and governance (ESG) criteria. Furthermore, ESG data (including ratings) provided by external data providers and referenced for the present purpose is produced based on the data providers' proprietary methodologies. Even though Julius Baer has an ESG methodology in place, it cannot represent that the methodology or ESG data (including ratings) provided by external data providers is accurate, complete, up-to-date, and/or continuously available. Such data quality issues may lead to an investment, product or offering being assigned to a higher ESG category than it effectively belongs to (e.g., 'sustainable' instead of 'ESG risk') or to a lower one (e.g., 'traditional' instead of 'sustainable'). ESG data and information provided, such as scores, charts, and other data including from external providers and companies covered, may not fully represent a given situation or company. In particular, JB scores represent Julius Baer's ESG Methodology and internal view only and should not be relied upon as the sole source of information. Information on ESG targets and pledges may not provide a basis for qualitative ESG statements or conclusions and no assurance for actual compliance.

It should be noted that no universally accepted framework (legal, regulatory, or otherwise) currently exists, nor is there a market consensus in terms of what constitutes a 'sustainable', 'responsible', 'traditional', or equivalent 'ESG' investment, product, or offering or an 'ESG risk'. Furthermore, no assurance can be given that such a universally accepted framework or consensus will develop over time. Although there have been regulatory efforts in certain jurisdictions and regions (in particular, in the European Economic Area) to define such concepts, the legal and regulatory framework governing sustainable finance is still under development. Accordingly, no assurance can be given to investors that an investment, product, or offering will meet any or all investor expectations regarding 'ESG', 'sustainable', 'responsible', or other equivalently labelled objectives or that no adverse environmental, social, and/or other impacts will occur.

Moreover, it should be noted that an investment, product, or offering that pursues a sustainability-, responsibility-, or ESG-related investment strategy or uses any such expression in its name does not automatically guarantee a higher financial return than traditional investing, nor does it prevent the investor from bearing a financial loss. Depending on the specific ESG-related characteristics of that investment, product, or offering, the investor may even consent to a lower expected financial return and/or a significantly reduced range of potentially eligible investments.

Important legal information

Information on Risks and on Relevant Regulatory Provisions

The brochures 'Risks Involved in Trading Financial Instruments' and 'Financial Services Act (FinSA) – Information for Clients' and the factsheet 'Information on the treatment of conflicts of interest by Julius Baer Group' or similar, as amended, can be accessed at the following link (www.juliusbaer.com/fidleg). Information on other regulatory provisions and topics are accessible at the following link (www.juliusbaer.com/legal). Key (Investor) Information Documents (KIID/KID) can be accessed at the following link (www.juliusbaer.com/product-information). Electronic or physical copies of these documents are available upon request.

Information on the Bank's Data Privacy Notice

In accordance with the applicable GBC, the Bank amends the Privacy Notice from time to time. If you are interested in the latest version of the Bank's Data Privacy Notice, please visit <https://www.juliusbaer.com/clientdataprivacypolicy>. For more detailed information or further questions, please contact our local Data Protection Officers or Data Protection Contacts. The relevant contact details can be found at the following link (www.juliusbaer.com/clientdataprivacypolicy).

Compensation

Unless otherwise expressly agreed, in connection with the distribution of financial instruments, the Bank and/or Julius Baer Group Companies may be credited or receive and retain sales commissions and/or other monetary benefits of any kind ('Compensation') from third parties (e.g. product suppliers) and/or Julius Baer Group Companies as compensation for the distribution/offering and/or custody of e.g. units/shares in investment funds and structured products. An information sheet enclosed with the GBC as well as the annual portfolio statements contain detailed information on the nature and amount of Compensation of this kind.