










Length-weight relationship of twelve mesopelagic fishes from the western Tropical Atlantic

Leandro Nolé Eduardo^{1,2}  | Michael Maia Mincarone³  | Flávia Lucena-Frédou¹  |
 Júlia Rodrigues Martins³  | Gabriel Vinícius Felix Afonso³  | Bárbara Teixeira Villarins³  |
 Thierry Frédou¹  | Alex Souza Lira¹  | Arnaud Bertrand^{1,2,4} 

¹Departamento de Pesca e Aquicultura, Universidade Federal Rural de Pernambuco, Recife, Brazil

²Institut de Recherche pour le Développement (IRD), MARBEC (Université Montpellier, CNRS, Ifremer, IRD), Sète, France

³Instituto de Biodiversidade e Sustentabilidade, Universidade Federal do Rio de Janeiro, Macaé, Brazil

⁴Departamento de Oceanografia, Universidade Federal de Pernambuco, Recife, Brazil

Correspondence

Leandro Nolé Eduardo, Departamento de Pesca e Aquicultura, Universidade Federal Rural de Pernambuco, Recife, PE, Brazil.
 Email: leandronole@hotmail.com

Funding information

FUNBIO/HUMANIZE, Grant/Award Number: 2018 (011/2019); CAPES/COFECUB, Grant/Award Number: 88881.142689/2017-01; EU H2020 TRIATLAS, Grant/Award Number: 817578; MULTIPESCA (FUNBIO), Grant/Award Number: 104/2016

Abstract

Length-weight relationship parameters were calculated for twelve mesopelagic fish species from the western Tropical Atlantic: *Diretmus argenteus*, *Melamphaes polylepis*, *Bolinichthys distofax*, *Diaphus lucidus*, *Diaphus splendidus*, *Electrona risso*, *Hygophum taaningi*, *Taaningichthys bathyphilus*, *Melanolagus bericoides*, *Winteria telescopa*, *Diplophos taenia*, *Astronesthes similus*. Data was collected off northeastern Brazil from April 9th to May 6th, 2017. Hauls were conducted during day and night at 47 stations by using a micronekton trawl (body mesh: 40 mm, cod-end mesh: 10 mm) from 10 to 1,113 m depth. The material was fixed in a 4% formalin solution for 1 month and then preserved in a 70% alcohol solution for proximally 6 months before processing for length (nearest 0.1 cm of standard length) and weight (nearest 0.01 g of total weight). A new maximum standard length for *Winteria telescopa* is also provided.

KEYWORDS

Brazil, deep-sea, lanternfish, oceanic islands, seamounts

1 | INTRODUCTION

Mesopelagic fishes (0–1,000 m depth) are major components of the oceans usually presenting global distribution, vertical migratory behavior, and a diverse array of morphological adaptations (Priede, 2017). These species are crucial for several ecosystem processes, such as carbon sequestration, nutrient regeneration, fisheries production, and waste absorption (Mengerink et al., 2014; Cavan et al., 2019; Eduardo et al., 2020). However, despite their importance, mesopelagic species remain mostly understudied and increasingly threatened by anthropogenic impacts (e.g. seabed mining, plastic pollution, ocean warming, and deoxygenation) (Steinberg et al.,

2012; Mengerink et al., 2014; Levin & Bris, 2015). Given the difficulty of sampling in the deep-sea, even basic biological knowledge is lacking for many species, hampering the sustainable management of mesopelagic species as well as the comprehension of their numerous functions in the ecosystem (e.g. transport of carbon between oceanic layers).

One of the key basic knowledge concerns the length-weight relationships (LWR), which is widely applied in the management of fish populations (Froese & Binohlan, 2000; Froese, 2006; Froese et al., 2011). For example, LWR is an effective approach for assessing fish biomass based on the conveniently obtained length data (Froese, 2006). Additionally, this parameter may be used for

ecological modeling, infer body condition indices, and estimating fish growth patterns as a part of stock assessment and conservation strategies (Froese, 2006; Eduardo et al., 2018a). Nevertheless, available information on LWR of many mesopelagic species from the western Tropical Atlantic is still lacking (Catelani et al., 2017; Eduardo et al., 2018a, 2018b). In this study, we take advantage of a large-scale deep-sea expedition to provide new LWRs for twelve mesopelagic fish species. Data were acquired along the western Tropical Atlantic, a poorly studied area with a high biodiversity, where MPAs (Marine Protected Area) and EBSAs (Ecologically or Biologically Significant Marine Area) have been established (CBD, 2014; Eduardo et al., 2018c). Information provided herein aims to improve general knowledge and biological data on mesopelagic species.

2 | MATERIAL AND METHODS

Samples were collected off northeast Brazil, including Rocas Atoll (3°52'S, 33°49'W), Fernando de Noronha Archipelago (3°50'S, 32°25'W) and adjacent seamounts. Data were collected during the ABRACOS 2 (Acoustics along the BRAzilian COast) expedition, carried out from April 9th to May 6th, 2017, onboard the French RV *Antea* (Bertrand, 2017). Sampling of mesopelagic fishes was conducted during day and night at 47 stations by using a micronekton trawl (body mesh: 40 mm, cod-end mesh: 10 mm) from 10 to 1,113 m depth. After capture, the material was fixed in a 4% formalin solution for 1 month and then preserved in a 70% alcohol solution for proximally 6 months before processing for length and weight. At the laboratory, specimens were identified, measured (nearest 0.1 cm of standard length, SL) and weighed (nearest 0.01 g of total weight, TW). Voucher specimens were deposited in the NPM - Fish Collection of the Instituto de Biodiversidade e Sustentabilidade, Universidade Federal do Rio de Janeiro (UFRJ).

The LWR values were estimated using the equation: $TW = a \times SL^b$, where TW is the total weight (g); SL is the standard length (cm); a is the intercept of the regression curve (intercept of TW when SL is zero or initial growth coefficient) and b is the regression slope (coefficient indicating isometric or allometric growth) (Froese, 2006; Froese et al., 2011). Prior to calculation of the LWR, outliers for each species were graphically identified using SL versus TW plots (Froese & Binohlan, 2000) and removed. The fit of the model to the data was measured by the coefficient of determination r -squared (r^2).

3 | RESULTS

The study presents LWRs for twelve species, representing seven families and four orders (Table 1). Myctophidae is represented by six species, while the remaining families are represented by just one species. All regressions were highly significant ($p < 0.01$), with the coefficient of determination (r^2) ranging from 0.952 to 0.991.

The value of b varied between 2.55 and 3.12, while the parameter a ranged between 0.0038 and 0.0436. Summarized additional data including sample size (n), measurement range (SL and TW), regression parameters a and b , and associated statistics are presented in Table 1.

4 | DISCUSSION

The present study provides the highest standard length value for *Winteria telescopa* and novel LWRs information for twelve species. All estimated values of the parameter b fell within the expected range (2.5–3.5) predicted by Froese (2006). Thus, estimated values can be used within the referred length range. These equation parameters are the reflection of not only local environmental variations, but also intrinsic characteristics and adaptative processes of each species like ontogenetic reproductive and variations between sexes (Froese, 2006; Eduardo et al., 2018a). Since fixation in formaldehyde and preservation in alcohol can affect length and weight measurements through the shrinking and dehydration of specimens, LWRs presented here may be slightly different than those found for fresh specimens. For that reason, we thus recommend consider the parameters presented here as being tentative. Moreover, since shrinking in preservatives is timedependent, we indicated the storage time before measurement. This is important as later studies, measuring freshly caught fish and preserving them for remeasurement after certain time intervals would offer an opportunity to provide a correction factor. Hence, data from previous studies who identified the time window under preservation can be recalculated and incorporated in a time series analysis. We strongly recommend that all studies that need to preserve the samples before measurement register the time elapsed from preservation to measurement.

In conclusion, information provided here contributes to fill gaps in elementary biological knowledge and may, thus, give support to a sustainable management for the conservation of deep-sea species.

ACKNOWLEDGMENTS

We acknowledge the French oceanographic fleet for funding the at-sea survey ABRACOS 2 (<http://dx.doi.org/10.17600/17004100>) and the officers and crew of the RV *Antea* for their contribution to the success of the operations. The present study was also supported by the lab assistance of the BIOIMPACT (UFRPE) and LIZ (UFRJ) students. We thank the CNPq (Brazilian National Council for Scientific and Technological Development), which provided research grant to Flávia Lucena Frédo. The first author is supported by CAPES (88882.436215/2019-01) and FUNBIO/Humanize under the grant "Programa Bolsas Funbio - Conservando o Futuro 2018 (011/2019)". This study is a contribution to the LMI TAPIOCA, program CAPES/COFECUB (88881.142689/2017-01), EU H2020 TRIATLAS project under Grant Agreement 817578. The NPM Fish Collection has been supported by the project MULTIPESCA (FUNBIO) under the grant 'Pesquisa Marinha e Pesqueira', contract 104/2016.

TABLE 1 Descriptive statistics and parameters of LWRs for twelve mesopelagic fishes caught using a micronekton trawl (from 10 to 1,113 m depth) at the western Tropical Atlantic, from April 9th to May 6th, 2017

		SL (cm)		TW (g)		Regression parameters		
Taxa	<i>n</i>	Min	Max	Min	Max	<i>a</i> (95% CI)	<i>b</i> (95% CI)	<i>r</i> ²
Beryciformes								
Diretmidae								
<i>Diretmus argenteus</i> Johnson, 1864 [*]	116	1.4	7.5	0.1	17.9	0.0436 (0.0370–0.0513)	3.01 (2.91–3.10)	0.971
Melamphaidae								
<i>Melamphaes polylepis</i> Ebeling, 1962	37	3.6	6.9	0.8	6.4	0.0163 (0.0103–0.0257)	3.06 (2.93–3.19)	0.958
Myctophiformes								
Myctophidae								
<i>Bolinichthys distofax</i> Johnson, 1975	85	3.2	9.1	0.3	10.1	0.0126 (0.0104–0.0153)	3.03 (2.92–3.14)	0.974
<i>Diaphus lucidus</i> (Goode & Bean, 1896)	40	3.1	9.6	0.3	9.5	0.0161 (0.0129–0.0200)	2.82 (2.71–2.93)	0.986
<i>Diaphus splendidus</i> (Brauer, 1904)	232	2.0	8.5	0.1	5.8	0.0079 (0.0073–0.0083)	3.10 (3.06–3.14)	0.991
<i>Electrona risso</i> (Cocco, 1829) [*]	67	5.0	8.0	3.4	12.2	0.0365 (0.0256–0.0519)	2.78 (2.60–2.97)	0.952
<i>Hygophum taaningi</i> Becker, 1965	78	2.6	6.6	0.2	3.5	0.0180 (0.0134–0.0242)	2.86 (2.68–3.05)	0.957
<i>Taaningichthys bathyphilus</i> (Tåning, 1928)	10	5.4	7.1	1.0	2.4	0.0113 (0.0059–0.0214)	2.73 (2.52–2.92)	0.976
Argentiniformes								
Bathylagidae								
<i>Melanolagus bericoides</i> (Borodin, 1929) [*]	9	12.8	16.7	12	26	0.0038 (0.0012–0.0063)	3.12 (2.77–3.47)	0.963
Opisthoproctidae								
<i>Winteria telescopa</i> Brauer, 1901 [*]	26	5.1	11.8	1.0	10.4	0.0081 (0.0036–0.0178)	2.92 (2.58–3.28)	0.964
Stomiiformes								
Gonostomatidae								
<i>Diplophos taenia</i> Günther, 1873 [*]	23	4.2	12.9	0.8	14.9	0.0161 (0.0090–0.0287)	2.80 (2.69–2.91)	0.952
Stomiidae								
<i>Astronesthes similis</i> Parr, 1927 [*]	9	3.6	7.5	0.2	1.7	0.0107 (0.0058–0.0119)	2.55 (2.43–2.67)	0.976

Abbreviations: a, initial growth index; b, slope of the regression; r^2 , determination coefficient; SL, Standard Length; TW, Total Weight.

*Estimative based on a limited size range and thus considered as tentative.

CONFLICT OF INTEREST

The authors declare no conflict of interest.

DATA AVAILABILITY STATEMENT

The data that support the findings of this study are available from the corresponding author upon request.

ORCID

Leandro Nolé Eduardo  <https://orcid.org/0000-0003-2369-4175>

Michael Maia Mincarone  <https://orcid.org/0000-0003-0780-7854>

Flávia Lucena-Frédou  <https://orcid.org/0000-0001-5492-7205>

Júlia Rodrigues Martins  <https://orcid.org/0000-0002-8544-2697>

Gabriel Vinicius Felix Afonso  <https://orcid.org/0000-0002-2985-9607>

Bárbara Teixeira Villarins  <https://orcid.org/0000-0002-2824-5224>

Thierry Frédou  <https://orcid.org/0000-0002-0510-6424>

Alex Souza Lira  <https://orcid.org/0000-0003-1734-1875>

Arnaud Bertrand  <https://orcid.org/0000-0003-4723-179X>

REFERENCES

Bertrand, A. (2017). ABRACOS 2 cruise, RV Antea. <https://doi.org/10.17600/17004100>.

- Catelani, P. A., Bauer, A. B., & Petry, A. C. (2017). Length-weight relationships of fishes from the estuary of the Macaé River, Southeastern Brazil. *Journal of Applied Ichthyology*, 33(6), 1251–1253. <https://doi.org/10.1111/jai.13443>.
- Cavan, E. L., Laurenceau-Cornec, E. C., Bressac, M., & Boyd, P. W. (2019). Exploring the ecology of the mesopelagic biological pump. *Progress in Oceanography*, 176, 102–125. <https://doi.org/10.1016/j.pocean.2019.102125>.
- CBD (2014). *Ecologically or Biologically Significant Marine Areas (EBSAs). Special places in the world's oceans. Wider Caribbean and western Mid-Atlantic*, (2nd ed). Recife, Brazil: Secretariat of the Convention on Biological Diversity.
- Eduardo, L. N., Frédou, T., Lira, A. S., Silva, L. V. S., Ferreira, B. P., Bertrand, A., ... Lucena-Frédou, F. (2018a). Length-weight relationship of thirteen demersal fishes from the tropical Brazilian continental shelf. *Journal of Applied Ichthyology*, 35, 590–593. <https://doi.org/10.1111/jai.13831>.
- Eduardo, L. N., Mincarone, M. M., Villarins, B. T., Frédou, T., Lira, A. S., Bertrand, A., & Lucena-Frédou, F. (2018b). Length-weight relationships of eleven mesopelagic fishes from oceanic islands of the Southwestern Tropical Atlantic. *Journal of Applied Ichthyology*, 35(2), 1–3. <https://doi.org/10.1111/jai.13840>.
- Eduardo, L. N., Frédou, T., Lira, A. S., Ferreira, B. P., Bertrand, A., Ménard, F., & Lucena-Frédou, F. (2018c). Identifying key habitat and spatial patterns of fish biodiversity in the tropical Brazilian continental shelf. *Continental Shelf Research*, 166, 108–118. <https://doi.org/10.1016/j.csr.2018.07.002>.
- Eduardo, L. N., Bertrand, A., Mincarone, M. M., Santos, L., Frédou, T., Assunção, R. V., Silva, A., Ménard, F., Schwaborn, R., ... Lucena-Frédou, F. (2020). Hatchetfishes (Stomiiformes: Sternoptychidae) biodiversity, trophic ecology, vertical niche partitioning and functional roles in the western Tropical Atlantic. *Progress in Oceanography*, 187, 102389. <https://doi.org/10.1016/j.pocean.2020.102389>.
- Froese, R. (2006). Cube law, condition factor and weight-length relationships: history, meta-analysis and recommendations. *Journal of Applied Ichthyology*, 22(4), 241–253. <https://doi.org/10.1111/j.1439-0426.2006.00805.x>.
- Froese, R., & Binohlan, C. (2000). Empirical relationships to estimate asymptotic length, length at first maturity and length at maximum yield per recruit in fishes, with a simple method to evaluate length frequency data. *Journal of Fish Biology*, 56(4), 758–773. <https://doi.org/10.1006/jfbi.1999.1194>.
- Froese, R., Tsikliras, A. C., & Stergiou, K. I. (2011). Editorial note on weight-length relations of fishes. *Acta Ichthyologica et Piscatoria*, 41(4), 261–263. <https://doi.org/10.3750/AIP2011.41.4.01>.
- Levin, L. A., & Bris, N. L. (2015). The deep ocean under climate change. *Science*, 350(6262), 766–768. <https://doi.org/10.1126/science.aad0126>.
- Mengerink, K. J., Van Dover, C. L., Ardron, J., Baker, M., Escobar-Briones, E., Gjerde, K., ... Levin, L. A. (2014). A call for deep-ocean stewardship. *Science*, 344(6185), 696–698. <https://doi.org/10.1126/science.1251458>.
- Priede, I. G. (2017). *Deep-sea fishes: Biology, diversity, ecology and fisheries*. Cambridge: Cambridge University Press.
- Steinberg, D. K., Martinson, D. G., & Costa, D. P. (2012). Sustainability in deep water: the challenges of climate change, human pressures, and biodiversity conservation. *Oceanography*, 25(3), 56–67. <https://doi.org/10.5670/oceanog.2011.65>.

How to cite this article: Eduardo LN, Mincarone MM, Lucena-Frédou F, et al. Length-weight relationship of twelve mesopelagic fishes from the western Tropical Atlantic. *J Appl Ichthyol*. 2020;36:845–848. <https://doi.org/10.1111/jai.14084>